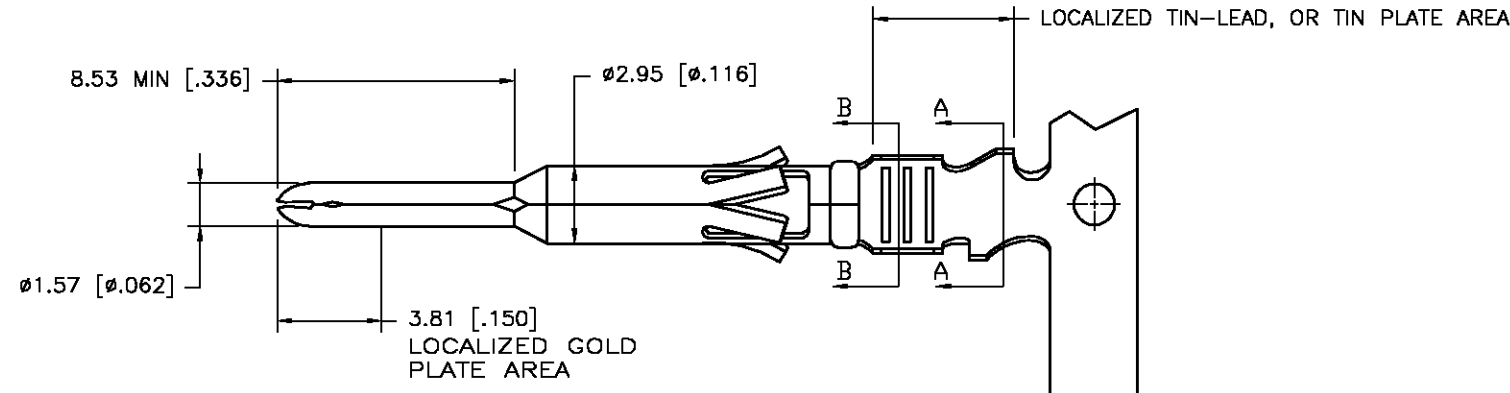
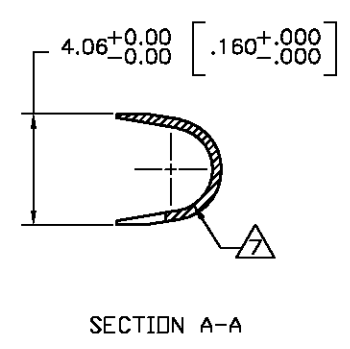
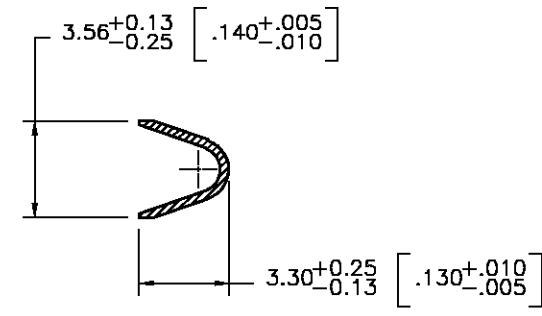
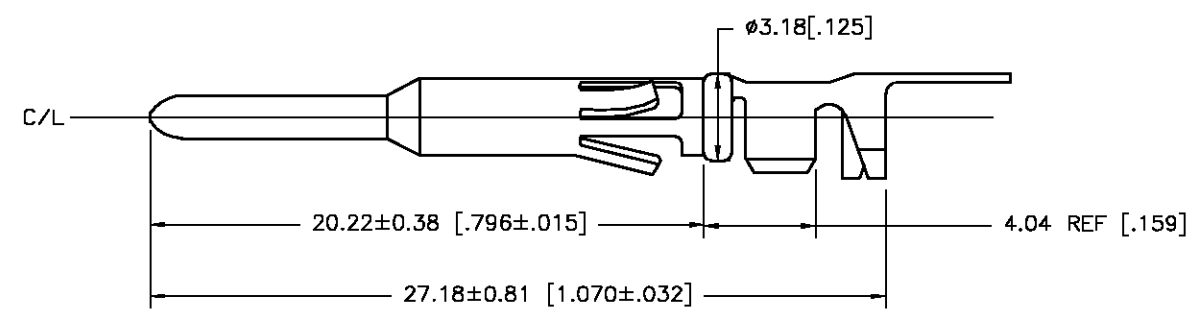
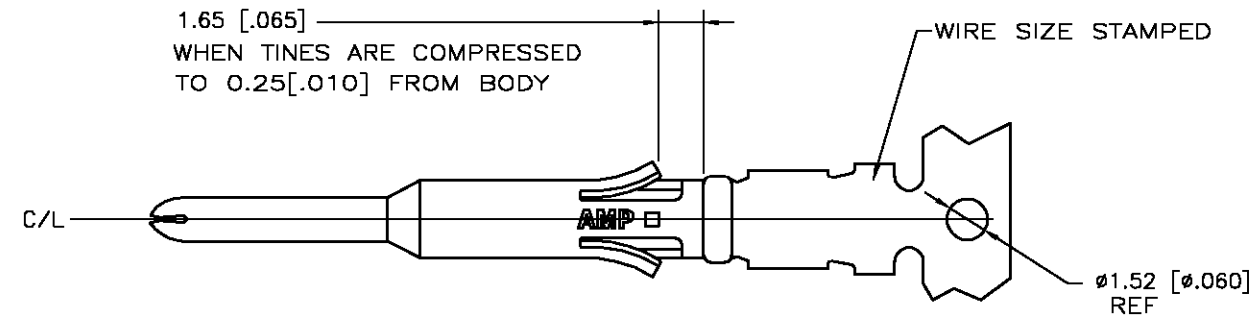


THIS DRAWING IS UNPUBLISHED. RELEASED FOR PUBLICATION
 © COPYRIGHT BY TYCO ELECTRONICS CORPORATION. ALL RIGHTS RESERVED.

LOC	DIST	REVISIONS			
P	LTR	DESCRIPTION	DATE	DWN	APVD
BD	39	H	EC 0G3B-0317-03	24APR03	VF GS



1. WIRE RANGE 18-14 AWG.
 2. INSULATION RANGE 2.03-3.43 [.080-.135] DIA.
 3. FOR LOOSE PIECE PART SEE DWG 66587.
- Ⓐ 0.76µm [.000030] MIN GOLD IN LOCALIZED GOLD PLATE AREA, 1.27µm [.000050] MIN TIN-LEAD IN LOCALIZED TIN-LEAD PLATE AREA, BOTH OVER 1.27µm [.000050] MIN NICKEL.
 - Ⓐ TIN PLATED.
 - Ⓐ GOLD PLATING PER MIL-G-45204, TIN PER MIL-T-10727 AND NICKEL PER QQ-N-290.
 - Ⓐ 2.03-2.67 [.080-.105] DIA INSULATION CRIMP WILL BE 3.05 [.120] "O" CRIMP, 2.67-3.43 [.105-.135] DIA INSULATION CRIMP WILL BE 3.56 [.140] "O" CRIMP.
 - Ⓐ 0.76µm [.000030] MIN GOLD IN LOCALIZED GOLD PLATE AREA, 1.27µm [.000050] MIN TIN IN LOCALIZED TIN PLATE AREA, BOTH OVER 1.27µm [.000050] MIN NICKEL.

REVERSE REELED FOR MINI-APPLICATOR	Ⓐ	66577-7
REVERSE REELED FOR MINI-APPLICATOR	Ⓐ	66577-4
-	Ⓐ	66577-3
REVERSE REELED FOR MINI-APPLICATOR	Ⓐ	66577-2
-	Ⓐ	66577-1
DESCRIPTION	FINISH	

THIS DRAWING IS A CONTROLLED DOCUMENT.

DIMENSIONS: MM [INCHES]	TOLERANCES UNLESS OTHERWISE SPECIFIED:	DWN V. FURLER 12MAY03		Tyco Electronics Corporation Harrisburg, PA 17105	
		CHK G. STEINHAUER 12MAY03			
		APVD G. STEINHAUER 12MAY03	NAME	CONTACT, PIN, STRIP, TYPE VI, MULTIMATE	
		PRODUCT SPEC	SIZE	CAGE CODE	DRAWING NO
		APPLICATION SPEC	A3	00779	C-66577
MATERIAL BRASS MIL-C-50	FINISH SEE TABLE Ⓐ	WEIGHT -	RESTRICTED TO	SCALE 8.5:1	SHEET 1 OF 1
CUSTOMER DRAWING			REV H		